





45 4x100m Freestyle Mixed Final



Official

Rank	Competitor	Age	Club	RT	PTS	Result
1	North Shore Swimmin...	24	North Shore Swimming Club	0.67		3:25.98 Mixed Open N Entry: 3:27.87 -1.89
	Grayson Coulter	13 (0.67)	11.52	24.02	37.02	50.09
	Louis Clark	24 (0.28)	11.10	23.84	36.97	49.79
	Chelsey Edwards	24 (0.51)	11.86	25.24	39.07	53.29
	Erika Fairweather	21 (0.26)	11.90	25.38	39.15	52.81
2	Coast Swimming Club A	24	Coast Swimming Club	0.71		3:26.38 Entry: 3:27.38 -1.00
	Igor Russanov	18 (0.71)	11.12	23.34	36.20	48.99
	Jasper Cornish	19 (0.24)	10.28	22.34	35.07	48.07
	Zoe Pedersen	18 (0.51)	12.25	25.95	40.27	54.58
	Eve Thomas	24 (0.16)	12.45	26.28	40.56	54.74
3	Club 37 A	21	Club 37	0.69		3:29.55 Entry: 3:30.62 -1.07
	Harrison Klouwens	19 (0.69)	11.13	23.51	36.45	49.43
	Kale Twist	21 (0.30)	10.35	22.71	35.74	48.49
	Rae Kwan	21 (0.27)	12.17	26.39	40.90	55.25
	Kiri Yamagami	16 (0.17)	12.42	26.53	41.41	56.38
4	United Swimming Club A	23	United Swimming Club	0.67		3:34.30 Entry: 3:34.34 -0.04
	Cameron Gray	22 (0.67)	11.14	23.67	36.42	48.79
	MacAllister Clark	23 (0.19)	10.95	23.99	37.18	50.50
	Mila Tongalea	15 (0.27)	12.09	26.64	41.80	57.15
	Abby Davidson	19 (0.78)	13.09	27.73	42.78	57.86
5	Hamilton Aquatics A	23	Hamilton Aquatics	0.77		3:35.86 Entry: 3:35.53 +0.33
	Ethan MacDonald	18 (0.77)	11.58	24.33	37.51	50.43
	Orlando Hardie	17 (0.29)	10.87	23.42	36.69	49.76
	Georgina McCarthy	23 (0.41)	12.78	27.49	42.53	57.20
	Chloe Peters	17 (0.25)	12.64	27.36	42.98	58.47
6	Coast Swimming Club B	21	Coast Swimming Club	0.72		3:37.31 Entry: 3:40.17 -2.86
	Sam Brown	21 (0.72)	11.54	24.34	37.42	50.52
	Liam Curling	16 (0.43)	11.50	24.47	37.94	51.34
	Zoe Crawford	20 (0.50)	12.79	27.66	42.74	57.81
	Zyleika Pratt-Smith	21 (0.30)	12.63	27.34	42.46	57.64
7	South Australia A	19	South Australia	0.69		3:38.64 Entry: 3:33.46 +5.18
	Fred Hassell (V)	16 (0.69)	11.60	24.64	38.39	51.75
	Noah Pronk (V)	19 (0.42)	11.41	24.74	38.56	52.45
	Alinta Dingwall (V)	18 (0.31)	13.10	27.81	42.80	57.79
	Madeleine Trumble (V)	19 (0.31)	12.66	27.05	41.89	56.65
8	UWA-West Coast Swi...	21	UWA-West Coast Swimming Club	0.63		3:39.44 Entry: 3:39.33 +0.11
	Julian Leone (V)	21 (0.63)	11.88	24.91	38.42	52.65
	Lucas Wilson (V)	21 (0.17)	11.16	24.46	38.09	51.48
	Emma Stewart (V)	17 (0.44)	12.90	27.72	42.63	57.05
	Jemma Apps (V)	18 (0.47)	13.31	28.06	43.38	58.26
9	North Shore Swimmin...	22	North Shore Swimming Club	0.68		3:41.76 Entry: 3:35.69 +6.07
	Henry Williams	22 (0.68)	11.57	24.70	38.92	52.73



52.73	Nemanja Markovic	17	(0.18)	11.48	25.12	39.57	53.80
1:46.53	Charley Joyce	20	(0.52)	13.04	27.03	41.93	57.04
2:43.57	Kezia Buisinne	17	(0.44)	13.07	27.62	42.90	58.19
3:41.76							

10	 North Canterbury Swi...	17		North Canterbury Swim Club Inc	0.66	3:44.78 Entry: 3:46.17 -1.39	
	Rylind Wheeler	17	(0.66)	11.93	24.69	38.39	52.07
	Robert Thompson	17	(0.40)	12.44	26.50	41.45	56.23
	Millie Bell	17	(0.28)	12.55	27.21	42.27	57.32
	Indy Leeds	14	(0.23)	12.92	27.91	43.50	59.16



11	 North Shore Swimm...	17		North Shore Swimming Club	0.78	3:45.71 Entry: 3:41.73 +3.98	
	Jacob Humphries	16	(0.78)	12.02	24.93	38.51	52.32
	Elwin Bao	17	(0.37)	11.90	25.43	39.48	53.14
	Helena Yule	14	(0.43)	13.69	29.09	45.64	1:02.04
	Amber Lin	14	(0.14)	12.74	27.18	42.77	58.21

12	 Wharenui Swim Club A	16		Wharenui Swim Club	0.73	3:46.48 Entry: 3:36.93 +9.55	
	Luke Manderson	16	(0.73)	11.76	25.03	38.58	52.22
	Soeren Wells	16	(0.36)	11.39	24.76	38.52	52.25
	Olivia Vivian	14	(0.63)	13.51	28.94	44.74	1:00.40
	Lily Dunne	14	(0.17)	13.17	28.47	44.89	1:01.61

13	 Pirates Swim Team A	21		Pirates Swim Team	0.77	3:47.56 Entry: 3:46.38 +1.18	
	Ewan O'Connor-Close	16	(0.77)	12.58	26.21	40.45	54.81
	Ionatana BakerSefo	18	(0.31)	11.59	24.99	38.65	52.74
	Kate Hurley	17	(0.45)	13.38	28.98	45.17	1:00.84
	Maia Adams	21	(0.18)	13.08	28.09	43.70	59.17

14	 Nga Tai Tuatea a Tarai...	16		Nga Tai Tuatea a Taraika Swimm	0.72	3:51.37 Entry: 3:56.44 -5.07	
	Charlie Madar-Leului	14	(0.72)	12.26	25.75	39.82	53.69
	William Tye	14	(0.53)	12.77	26.96	41.76	56.87
	Isabelle Hunt	16	(0.37)	13.08	28.17	44.18	1:00.18
	Marina Nadilo	16	(0.34)	13.15	28.39	44.56	1:00.63

15	 Wharenui Swim Club B	17		Wharenui Swim Club		3:52.79 Entry: 3:45.06 +7.73	
	Mun Jager	17		11.90	25.05	39.07	53.04
	Faris Abdou	15		12.34	26.47	41.47	56.35
	Emily Saunders	15		12.82	27.83	43.84	59.94
	Keira Watt	13		13.67	29.38	46.40	1:03.46

16	 Tawa Swimming Club A	17		Tawa Swimming Club	0.71	3:53.90 Entry: 3:56.44 -2.58	
	Piper Rogers	17	(0.71)	13.50	28.62	44.42	1:00.42
	Clare Geursen	15	(0.14)	13.36	28.85	45.45	1:02.48
	Jaeci Yee	15	(0.08)	11.35	25.16	39.71	54.36
	Rhyan Yan	15	(0.38)	12.39	26.69	41.67	56.64

17	 Pirates Swim Team B	15		Pirates Swim Team	0.70	4:08.34 Entry: 4:12.79 -4.45	
	Henry Robertson	15	(0.70)	13.32	28.08	43.46	58.42
	Oscar Hodge	13	(0.51)	13.96	30.38	48.11	1:05.62
	Sadie Percy	15	(0.36)	13.61	29.58	45.67	1:01.58
	Isobel Robinson	15	(0.28)	13.61	29.37	45.82	1:02.72

18	 Triton Swim Club A	15		Triton Swim Club	0.70	4:10.13 Entry: 4:15.92 -5.79	
	Brian Ren	15	(0.70)	12.76	27.26	42.57	57.87
	Youyou Tang	13	(0.31)	13.83	30.54	47.30	1:03.88

2:01.75


Annabel Sia 13 (0.41) 14.17 30.70 48.21 1:05.82

3:07.57

Oliver Kim 14 (0.10) 13.86 29.94 46.71 1:02.56

4:10.13



 St Paul's Swimming Cl...

17



St Paul's Swimming Club

0.73

DSQ

Neo Ulrich

17 (0.73)

DSQ

Alexander Copocean

16 (-0.11)

Ashley Calcott

17 (0.45)

Ashley Lander

16 (0.21)